

Features

- Low profile package
- Ideal for automated placement
- Ultrafast reverse recovery time
- Low power losses, high efficiency
- Low forward voltage drop
- High surge capability
- High temperature soldering:
260°C/10 seconds at terminals
- Component in accordance to
RoHS 2002/95/1 and WEEE 2002/96/EC



SMA (DO - 214AC)

Mechanical Date

- **Case:** JEDEC DO-214AC molded plastic
- **Terminals:** Solder plated, solderable per
J-STD-002B and JESD22-B102D
- **Polarity:** Laser band denotes cathode end

Major Ratings and Characteristics

$I_{F(AV)}$	1.0A
V_{RRM}	20 V to 200 V
I_{FSM}	40A
V_F	0.50V, 0.55V, 0.70V, 0.85V, 0.95V
$T_j \text{ max.}$	125 °C

Maximum Ratings & Thermal Characteristics

($T_A = 25\text{ °C}$ unless otherwise noted)

Items	Symbol	SS12	SS13	SS14	SS15	SS16	SS18	SS110	SS115	SS120	UNIT
Maximum repetitive peak reverse voltage	V_{RRM}	20	30	40	50	60	80	100	150	200	V
Maximum RMS voltage	V_{RMS}	14	21	28	35	42	56	70	105	140	V
Maximum DC blocking voltage	V_{DC}	20	30	40	50	60	80	100	150	200	V
Maximum average forward rectified current	$I_{F(AV)}$	1									A
Peak forward surge current 8.3 ms single half sine-wave superimposed on rated load	I_{FSM}	40									A
Voltage rate of change (rated V_R)	dv/dt	10000									V/ μ s
Thermal resistance from junction to lead ⁽¹⁾	$R_{\theta JL}$	35									°C/W
Operating junction and storage temperature range	T_J, T_{STG}	-65 to +125									°C

Note 1: Mounted on P.C.B. with 0.2 x 0.2" (5.0 x 5.0mm) copper pad areas.

Electrical Characteristics ($T_A = 25\text{ °C}$ unless otherwise noted)

Items	Test conditions	Symbol	SS12	SS13~14	SS15~16	SS18~210	SS115~220	UNIT	
Instantaneous forward voltage	$I_F=1.0A^{(2)}$	V_F	0.50	0.55	0.70	0.85	0.95	V	
Reverse current	$V_R=V_{DC}$	I_R	$T_j=25\text{ °C}$				0.5		mA
			$T_j=100\text{ °C}$				5.0		

Note 2: Pulse test:300 μ s pulse width,1% duty cycle.

Characteristic Curves ($T_A=25^\circ\text{C}$ unless otherwise noted)

Fig.1 Forward Current Derating Curve

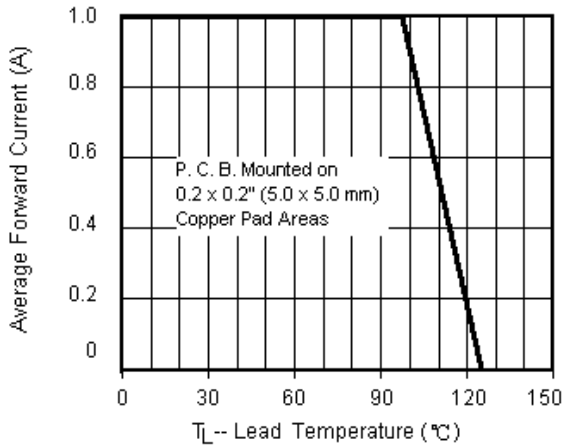


Fig.2 Maximum Non-Repetitive Peak Forward Surge Current

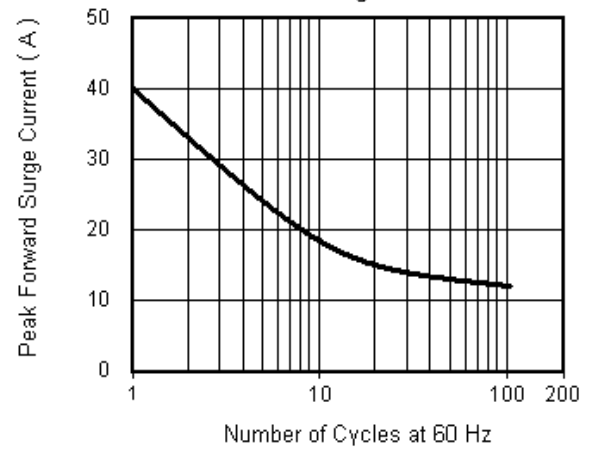


Fig.3 Typical Instantaneous Forward Characteristics

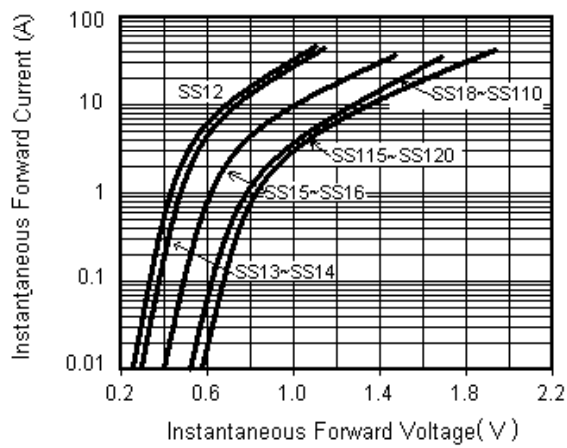
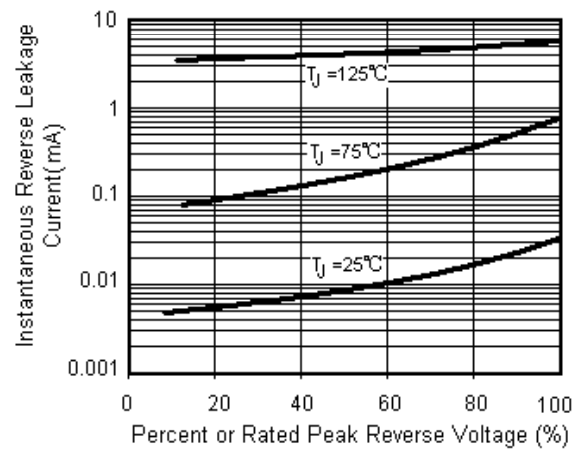


Fig.4 Typical Reverse Leakage Characteristics



Package Outline

SMA(DO-214AC)

